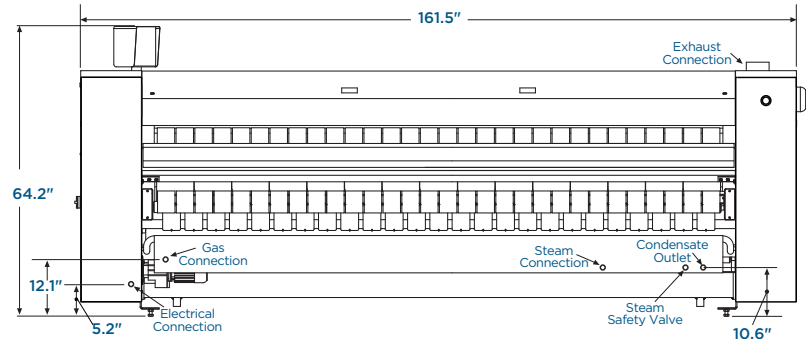


# X20125

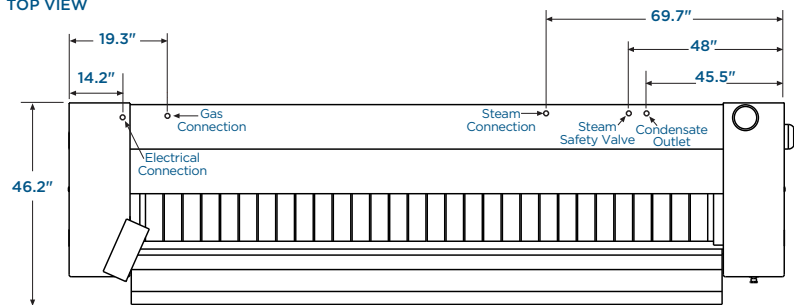
## EXPRESS HEATED-ROLL IRONER

PRODUCT SPECS			
Cylinder Diameter	inch		20.1
Usable Cylinder Width	inch		124.6
Evaporation Capability	gal/h		
Gas			15.85
Electric			13.21
Steam			18.49
Ironing Speed	ft/min		4-49
Net Weight	lbs		
Gas/Electric	without folder		3137
	with folder		3497
Steam	without folder		3379
	with folder		3739
Crated Weight	lbs		
Gas/Electric	without folder		3876
	with folder		4290
Steam	without folder		4118
	with folder		4533
Machine Width	inch		161.5
Machine Depth	inch		46.2
Machine Height	inch		64.2
Feed Height	inch		40.6
Shipping Dimensions (WxDxH)	inch		
	without folder		167.3 x 45.5 x 71.9
	with folder		167.3 x 50.6 x 71.9
Motor Power	Hp		
Roller Motor			0.40
Extraction Motor			0.74
Exhaust Diameter	inch		5.1 (130)
Exhaust Air Flow	cfm		
Gas			564
Electric/Steam			634
Electric Heating	kW		
208/60/3			47.32
240/60/3			63
Gas Connection	inch		3/4 NPT
Gas Heating	BTU/h		
Natural			256,593
Propane			256,934
Gas Consumption	cfm		
Natural			4.69
Propane			12.66
Gas Pressure Operating Manifold	inch wc		
Natural			7
Propane			11
Steam Connection	inch		1
Steam Condensate Outlet	inch		3/4
Steam Heating	BTU/h		277,748
Steam Consumption	lbs/h		317
Steam Pressure	PSI		116
Safety Valve Connection	inch		1
Circuit Protection	Amps		
Gas/Steam	208-240/60/1		10
Electric	208/60/3		200
	240/60/3		200
Full Load	Amps		
Gas/Steam	208-240/60/1		6.1
Electric	208/60/3		137
	240/60/3		158

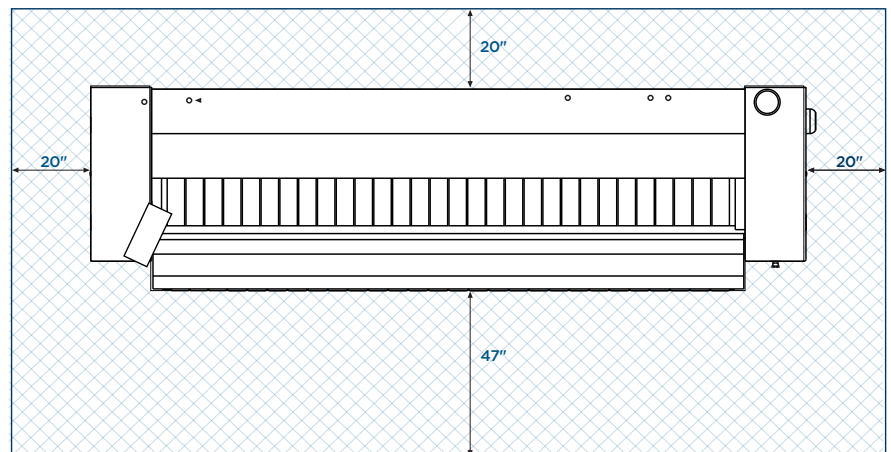
FRONT VIEW



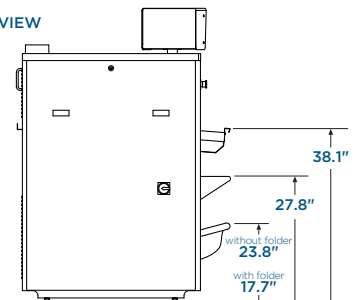
TOP VIEW



AREA NEEDED FOR SERVICE



SIDE VIEW



\* Specifications subject to change without notice or obligation. Contact Continental Girbau at (800) 256-1073 for dimensions not shown or for clarification.